

Saft lithium batteries

Selector guide



Saft, your trusted partner for reliable high-quality batteries



Saft is a battery maker like no other. From research to manufacturing and sales, we set the pace. In fact, Saft pioneered the development and production of both primary lithium cells and lithium-ion technology, and continues today to invest in the development of technologies and solutions that serve the evolving needs of its customers around the world.

When it comes to innovative, robust and reliable batteries, no one can match Saft. Your complex systems, your high-tech equipment and your state-of-the-art devices deserve batteries that are just as focused on performance and reliability as you are.

We serve a huge range of market sectors from IoT to utility metering, tracking, security and alarms, oil&gas, medical or military equipment

, offering our lithium-based standard and customised battery systems for many different type of applications.

Beyond knowing you can trust the quality of our extremely wide range of primary and rechargeable lithium battery offer, manufacturers and OEMs

Focused on innovation

For an advanced technology company such as Saft, research and development are a constant. We are always building on our previous achievements and seeking ways to improve existing products and implement new technologies as customers' needs evolve.

Quality as a way of life

Saft's founding strategy is to provide customers with the best battery solutions available. We implement best practices in all fields, and consider high performance and rigorous discipline as our standard operating procedure.

Transport and safety

Saft's packaging, labeling and shipping practices conform to the highest levels of international standards governing battery testing and classification. This allows us to ensure safe and secure transportation and storage to anywhere in the world.





Whatever your applications, you can count on Saft batteries

4,500
people worldwide



3,000
customers



14
manufacturing sites

100+
years of experience
in cell and battery
manufacturing



9.7 %
of sales in R&D

Saft primary lithium

An offer ranging from single cylindrical cells to complex battery systems



Three distinct technologies

- Lithium-thionyl chloride (Li-SOCl_2) for our LS/LSH cells (3.6 V)
- Lithium-sulfur dioxide (Li-SO_2) for our LO/G cells (2.8 V)
- Lithium-manganese dioxide (Li-MnO_2) for our LM/M cells (3.0 V)

High and stable operating voltage

Above 3 V for LS/LSH cells and above 2 V for LO/G and LM/M cells

Wide range of current capabilities

From a few microamperes base current to more than 10 A pulses for some LO/G and LM/M cells

Wide range of operating temperatures

From -60°C to $+85^\circ\text{C}$, depending on cells, current drain and environmental conditions. Our LSH 20-150 cell will operate safely and reliably up to $+150^\circ\text{C}$.

Long shelf life

From less than 1 % to maximum 3 % annual capacity loss in storage at $+20^\circ\text{C}$, after the cell's stabilization period.

Extended operating life

Typically more than 5 years, and up to 20 years or more for some applications

High energy densities

Three to ten times greater than non-lithium systems

Excellent behavior in humid environments

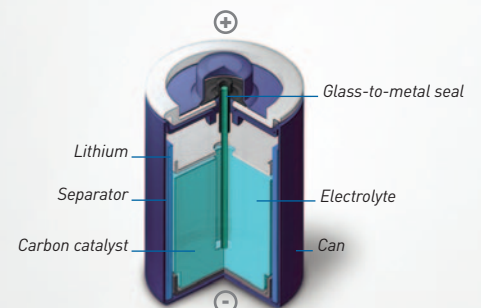
Corrosion-free, hermetically-sealed cans

Safety

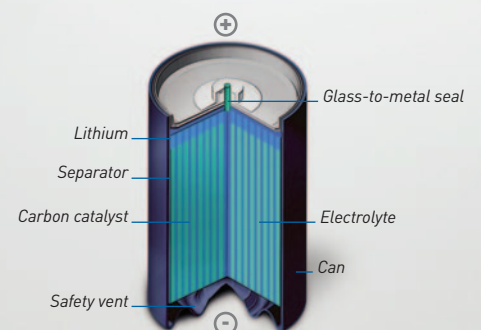
All of Saft's lithium cells meet UL and IEC standards and are certified in accordance with UN transport regulations. Most battery packs comply with European and US military standards. Several LS/LM/M models comply with the IEC 60079-11 Part 10.5 "Intrinsic Safety" specifications for ATEX applications.

High quality cell construction

- Stainless steel or nickel-plated cans
- Laser welding & glass-to-metal seals
- Safety vents (for spiral designs)
- Built-in fuses or PTC (for spiral design)
- Shutdown separator (for Li-MnO_2)



Bobbin construction



Spiral construction

Li-SOCl₂ product range

High energy, high voltage, high pulse capability, long life, wide temperature range

Lithium-thionyl chloride (Li-SOCl₂) batteries from Saft

- Operating voltage: 3.6 V
- Bobbin or spiral construction
- Lowest self-discharge for extended operating life
- Well controlled passivation
- Operating temperature: - 60°C to + 150°C
- LS cells compliant with IEC 60079-11 Part 10.5 Intrinsic Safety for ATEX applications
- Non-flammable electrolyte
- Excellent resistance to corrosion
- Low magnetic signature

Bobbin LS cells are designed specifically for long term (5 to 20+ years) applications, featuring a few μ A base currents and periodic pulses, typically in the 5-150 mA range.

Spiral LSH cells are designed for long term (2 to 10+ years) applications, featuring a few mA base currents and periodic pulses, typically in the 50 mA-2 A range and for applications requiring continuous currents in the 0.1-1.8 A range.

	ENERGY						POWER			HIGH TEMPERATURE	
	LS 14250	LS 14500	LS 17330	LS 17500	LS 26500	LS 33600	LSH 14 Light	LSH 14	LSH 20	LSH 20-HTS	LSH 20-150
Cell size	1/2 AA	AA	2/3 A	A	C	D	C	C	D	D	D
Cell construction	Bobbin	Bobbin	Bobbin	Bobbin	Bobbin	Bobbin	Spiral	Spiral	Spiral	Spiral	Spiral
Nominal voltage	3.6 V	3.6 V	3.6 V	3.6 V	3.6 V	3.6 V	3.6 V	3.6 V	3.6 V	3.6 V	3.6 V
Nominal capacity	1.2 Ah	2.6 Ah	2.1 Ah	3.6 Ah	7.7 Ah	17.0 Ah	3.6 Ah	5.8 Ah	13.0 Ah	11.0 Ah	14.0 Ah
Max. continuous current	35 mA	50 mA	25 mA	100 mA	150 mA	250 mA	1.3 A	1.3 A	1.8 A	1.0 A	300 mA
Max. pulse discharge rate	0.1 A	0.25 A	0.12 A	0.25 A	0.3 A	0.4 A	2.0 A	2.0 A	4.0 A	3.0 A	0.5 A
Max. outside diameter	14.55 mm	14.55 mm	16.5 mm	17.13 mm	26.0 mm	33.4 mm	26.0 mm	26.0 mm	33.4 mm	33.4 mm	32.05 mm
Max. height	25.15 mm	50.3 mm	33.4 mm	50.9 mm	50.4 mm	61.6 mm	50.4 mm	50.4 mm	61.6 mm	61.6 mm	61.7 mm
Typical weight	8.9 g	16.7 g	14.4 g	21.9 g	48 g	90 g	51 g	51 g	100 g	100 g	104.5 g
Operating temperature range	- 60 / + 85°C	- 60 / + 85°C	- 60 / + 85°C	- 60 / + 85°C	- 60 / + 85°C	- 60 / + 85°C	- 60 / + 85°C	- 60 / + 85°C	- 60 / + 85°C	- 60 / + 85°C	- 40 / + 150°C

Typical values relative to cells stored for one year or less at + 30°C max ; Performances vary according to discharge characteristics (current, duration, frequency), temperature conditions, storage conditions prior to usage and applications acceptable minimum voltage.



	HIGH PULSE			
	LSP 17500	LSP 26500	LSP 33600	
Li-SOCl ₂ cell size	A	C	D	
Battery type	Hybrid: Li-SOCl ₂ cell + pulse support EDLC or LIC			
Nominal voltage	3.6 V	3.6 V	3.6 V	
Nominal capacity	3.6 Ah	7.7 Ah	17.0 Ah	
Typical pulse capability	1 A for 3 s at + 20°C			
<i>Ex of max dimensions, different configurations possible, consult Saft</i>	Max. length	28.0 mm	37.0 mm	44.0 mm
	Max. width	17.5 mm	26.5 mm	33.5 mm
	Max. height	52.5 mm	51.5 mm	62.5 mm
Typical weight	28 g	52 g	93 g	
Operating temperature range	Various references available, from - 30°C to + 70°C			

Typical values relative to cells stored for one year or less at + 30°C max ; Performances vary according to discharge characteristics (current, duration, frequency), temperature conditions, storage conditions prior to usage and applications acceptable minimum voltage.



High Temperature cells series are designed for operating in extreme conditions with temperature as high as + 150°C for LSH 20-150.

Hybrid LSP range consists of a LS bobbin cell assembled in parallel with a pulse support component, selected to sustain high amplitude / long duration pulses. Please, consult Saft.

- Unrivaled performances in long-life applications (LS, LSH series)
- Safe and reliable operations up to + 150°C (high temperature series)
- Hybrid solutions with best-in-class selected pulse sustaining components (New LSP series)

Li-SO₂ product range

High power, excellent functionality in cold environments

Lithium-sulfur dioxide (Li-SO₂) batteries from Saft

- Operating voltage: 2.8 V
- Operating temperature: - 40°C to + 70°C
- Spiral construction
- Non-flammable electrolyte
- Superior pulse capacity
- Excellent capacity above 1 A
- Superior power at - 40°C
- Wide acceptance for military use
- Well controlled passivation
- Low self-discharge during storage

LO/G spiral cells are designed for applications featuring continuous currents in the 0.1-5 A range, with superimposed pulses as high as 20 A.

	POWER						HIGH POWER				
	LO 34 SX	LO 35 SX	LO 40 SX	LO 26 SX	LO 26 SXC	LO 25 SX	LO 29 SHX	LO 43 SHX	LO 30 SHX	LO 26 SHX	LO 39 SHX
Cell size	1/3 C	2/3 C	2/3 thin D	D	D	Fat D	C	5/4 C	Thin D	D	F
Cell construction	Spiral	Spiral	Spiral	Spiral	Spiral	Spiral	Spiral	Spiral	Spiral	Spiral	Spiral
Nominal voltage	2.8 V	2.8 V	2.8 V	2.8 V	2.8 V	2.8 V	2.8 V	2.8 V	2.8 V	2.8 V	2.8 V
Nominal capacity	1.0 Ah	2.2 Ah	3.5 Ah	7.75 Ah	9.2 Ah	8.0 Ah	3.75 Ah	5.0 Ah	5.75 Ah	7.5 Ah	11.5 Ah
Max. continuous current	0.5 A	2.0 A	2.0 A	2.5 A	2.5 A	2.5 A	2.5 A	2.5 A	3.0 A	4.0 A	3.0 A
Max. pulse discharge rate	1.0 A	5.0 A	5.0 A	5.0 A	10.0 A	10.0 A	6.0 A	10.0 A	10.0 A	15.0 A	60.0 A
Max. outside diameter	25.6 mm	25.9 mm	28.95 mm	34.2 mm	34.2 mm	39.5 mm	25.6 mm	26.0 mm	29.1 mm	34.2 mm	31.9 mm
Max. height	20.45 mm	35.9 mm	42.29 mm	59.3 mm	59.3 mm	50.3 mm	50.4 mm	59.2 mm	59.9 mm	59.3 mm	100.3 mm
Typical weight	16 g	30 g	40 g	85 g	85 g	96 g	40 g	53 g	63 g	85 g	125 g
Operating temperature range	- 40 / + 70°C	- 60 / + 70°C	- 60 / + 70°C	- 60 / + 70°C	- 60 / + 70°C	- 60 / + 70°C	- 60 / + 70°C	- 60 / + 70°C	- 60 / + 70°C	- 60 / + 70°C	- 60 / + 70°C

Typical values relative to cells stored for one year or less at + 30°C max ; Performances vary according to discharge characteristics (current, duration, frequency), temperature conditions, storage conditions prior to usage and applications acceptable minimum voltage.



	POWER						
	G 06/6	G 36/2	G 52/3	G 54/3	G 26/2	G 22/6	G 62/1
Cell size	AA	Long A	C	5/4 C	D	DD	Long fat DD
Cell construction	Spiral	Spiral	Spiral	Spiral	Spiral	Spiral	Spiral
Nominal voltage	2.8 V	2.8 V	2.8 V	2.8 V	2.8 V	2.8 V	2.8 V
Nominal capacity	0.95 Ah	1.7 Ah	3.2 Ah	5.0 Ah	7.75 Ah	16.5 Ah	34.0 Ah
Max. continuous current	0.5 A	1.5 A	2.5 A	2.5 A	2.5 A	3.0 A	8.0 A
Max. pulse discharge rate	0.8 A	2.5 A	5.0 A	5.0 A	5.0 A	10.0 A	12.0 A
Max. outside diameter	14.2 mm	16.3 mm	25.6 mm	25.6 mm	34.5 mm	33.3 mm	41.7 mm
Max. height	50.3 mm	57.7 mm	49.5 mm	60.2 mm	59.8 mm	120.6 mm	141.0 mm
Typical weight	15 g	18 g	47 g	58 g	85 g	175 g	300 g
Operating temperature range	- 60 / + 70°C	- 60 / + 70°C	- 60 / + 70°C	- 60 / + 70°C	- 60 / + 70°C	- 60 / + 70°C	- 60 / + 70°C

Typical values relative to cells stored for one year or less at + 30°C max ; Performances vary according to discharge characteristics (current, duration, frequency), temperature conditions, storage conditions prior to usage and applications acceptable minimum voltage.



- Superior power down to - 40° C
- Excellent energy density under high discharge rates
- Fully hermetic seals up to + 95° C

Li-MnO₂ product range

High power and high energy with no passivation

Lithium-manganese dioxide (Li-MnO₂) batteries from Saft

- Operating voltage: 3.0 V
- Operating temperature: - 40°C to + 85°C
- Spiral construction
- Non-corrosive electrolyte
- Cells non-pressurised at room temperature
- High pulse capability
- Minimal voltage delay
- Competitive capacity at high current and low temperatures (- 40°C)
- Low self-discharge compatible with long storage duration and extended operating life

Spiral cells designed specifically for applications featuring continuous currents in the 0.1-5 A range, with superimposed pulses as high as 5 A. Excellent resistance to passivation, even after long-term storage in uncontrolled temperature environments.

	POWER					HIGH POWER		
	M 52	M 56	M 19	M 20	M 62	M 52 HR	M 19 HR	M 20 HR
Cell size	C	5/4 C	Short D	D	DD	C	Short D	D
Cell construction	Spiral	Spiral	Spiral	Spiral	Spiral	Spiral	Spiral	Spiral
Nominal voltage	3.0 V	3.0 V	3.0 V	3.0 V	3.0 V	3.0 V	3.0 V	3.0 V
Nominal capacity	5.6 Ah	6.7 Ah	10.3 Ah	12.6 Ah	33.0 Ah	4.8 Ah	10.3 Ah	11.5 Ah
Max. continuous current	2.0 A	2.5 A	3.0 A	3.5 A	6.0 A	2.0 A	4.0 A	4.0 A
Max. pulse discharge rate	4.0 A	6.0 A	7.5 A	8.0 A	12.0 A	5.0 A	10.0 A	10.0 A
Max. outside diameter	26.2 mm	26.2 mm	33.5 mm	34.2 mm	42.5 mm	26.2 mm	33.5 mm	34.2 mm
Max. height	51.5 mm	61.5 mm	58.5 mm	61.5 mm	133.0 mm	51.5 mm	58.5 mm	61.5 mm
Typical weight	58 g	70 g	105 g	117 g	355 g	59 g	107 g	117 g
Operating temperature range	- 40 / + 72°C	- 40 / + 72°C	- 40 / + 72°C	- 40 / + 72°C	- 40 / + 72°C	- 40 / + 72°C	- 40 / + 72°C	- 40 / + 72°C

Typical values relative to cells stored for one year or less at + 30°C max ; Performances vary according to discharge characteristics (current, duration, frequency), temperature conditions, storage conditions prior to usage and applications acceptable minimum voltage.



	POWER				ATEX	
	LM 17130	LM 17500	LM 26500	LM 33600	M 52 Ex SV	M 20 Ex SV
Cell size	1/3 A	A	C	D	C	D
Cell construction	Spiral	Spiral	Spiral	Spiral	Spiral	Spiral
Nominal voltage	3.0 V	3.0 V	3.0 V	3.0 V	3.0 V	3.0 V
Nominal capacity	0.5 Ah	3.0 Ah	7.4 Ah	13.4 Ah	5.6 Ah	12.4 Ah
Max. continuous current	0.3 A	1.5 A	2.0 A	4.0 A	2.0 A	3.5 A
Max. pulse discharge rate	0.4 A	2.0 A	4.0 A	8.0 A	4.0 A	8.0 A
Max. outside diameter	16.7 mm	17.5 mm	26.0 mm	33.7 mm	26.2 mm	34.2 mm
Max. height	16.33 mm	51.5 mm	51.5 mm	61.3 mm	51.5 mm	61.5 mm
Typical weight	8 g	28 g	61 g	113 g	58 g	115 g
Operating temperature range	- 40 / + 70°C	- 40 / + 85°C	- 40 / + 85°C	- 40 / + 85°C	- 40 / + 72°C	- 40 / + 72°C

Typical values relative to cells stored for one year or less at + 30°C max ; Performances vary according to discharge characteristics (current, duration, frequency), temperature conditions, storage conditions prior to usage and applications acceptable minimum voltage.



The EX-range provides a high energy density and are certified according to ATEX/IECEx by an independent certification body. The cells are fully compliant with the IEC 60079-11 standard (Explosive atmospheres – Part 11: Equipment protection by intrinsic safety “I”).

Saft rechargeable lithium-ion

Cutting-edge technology for high performance



Two distinct technologies

- Lithium mixed oxide (NMC/NCA) for MP xlr and VL xlr (energy applications), with the MP ise specially designed as an ATEX compatible component
- NMC technology for MP xtd (extended life and temperatures)

Small and lightweight

With specific energies up to 180 Wh/kg, Saft's Li-ion technologies are:

- 4 to 10 times lighter than conventional batteries,
- 50 % to 85 % less volume depending on the application

Extended operating life

In most circumstances, Saft's Li-ion technologies will more than double the operating lifetime as compared to competitor's cells. This extended life can take place over a broad temperature range, beyond that of most commercial cells.

Wide temperature range

Saft's Li-ion technologies offer unique performances in unregulated outdoor conditions or in extreme conditions, either hot or cold.

Flexibility of design

Cylindrical and prismatic formats

Rugged design

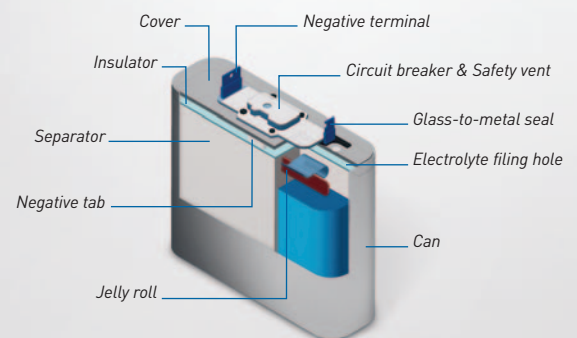
Saft's Li-ion cells and batteries are designed to meet the harsh environments of industrial & defence applications

Safety

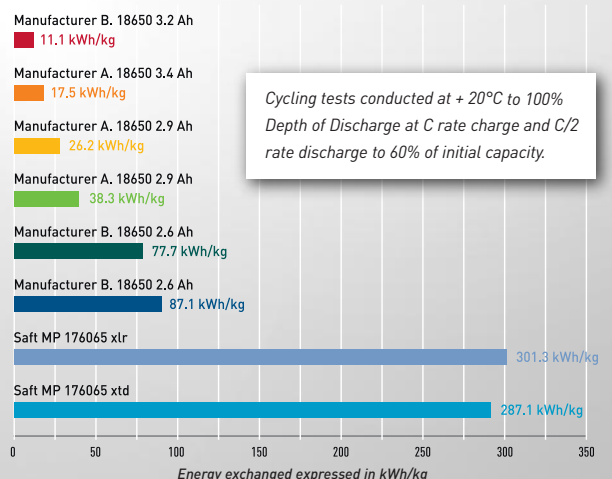
All of Saft's Li-ion cells meet UL and IEC standards, and are certified in accordance with UN transport regulations. Our military batteries comply with European and US military standards. Saft's MP ise cells are compatible with IEC 60079-11 requirements for intrinsic safety. Talk to Saft for further details.

High quality cell construction

MP xtd and MP ise cells have an aluminium can with a mechanical vent, built-in pressure activated circuit-breaker and a tri-layer shutdown separator.



Cycle lifetime energy kWh/kg



Li-ion product range

Greater energy density, wider temperature range and longer life

Lithium-ion (Li-ion) batteries from Saft

- Extended lifetime in cycling, floating and calendar conditions, even at high temperature
- Unrivalled operating temperature range: - 35°C to + 60°C for Saft's MP xlr range and - 40°C to + 85°C for Saft's MP xtd range
- High operating voltage: 4.2-2.5 V range
- Unrivalled low and high temperature performance
- High energy density: up to 385 Wh/l and 180 Wh/kg
- Maintenance-free reliability
- Low life cycle cost
- Saft's MP ise cells are compatible with IEC 60079-11 requirements for intrinsic safety. Consult Saft for further details.

	ENERGY				EXTENDED LIFE & TEMPERATURE	
	VL 34570 xlr	MP 144350 xlr	MP 174865 xlr	MP 176065 xlr	MP 174565 xtd	MP 176065 xtd
Form factor	Cylindrical D	Prismatic	Prismatic	Prismatic	Prismatic	Prismatic
Nominal voltage	3.65 V	3.65 V	3.65 V	3.65 V	3.65 V	3.65 V
Nominal capacity	5.4 Ah	2.6 Ah	5.3 Ah	6.8 Ah	4.0 Ah	5.6 Ah
Max. continuous discharge current	11.0 A	5.0 A	10.0 A	14.0 A	8.0 A	11.0 A
Max. pulse discharge rate	21.0 A	10.0 A	21.0 A	27.0 A	16.0 A	22.0 A
Max. charge current	5.4 A	2.6 A	5.0 A	6.8 A	4.0 A	5.6 A
Cycle life	>600	1100	950	1800	2700	2700
<i>(Cycled to 70 % of the cells original capacity)</i>	<i>(100 % DoD, C/2-C/2, + 20°C)</i>	<i>(100 % DoD, C-C/2 + 20°C)</i>	<i>(100 % DoD, C-C/2, + 20°C)</i>	<i>(100 % DoD, C-C/2, + 20°C)</i>	<i>(100 % DoD, C-C/2, + 25°C)</i>	<i>(100 % DoD, C-C/2, + 25°C)</i>
Typical weight	130 g	66 g	121 g	150 g	97 g	135 g
Discharge temperature range	- 35 / + 60°C	- 35 / + 60°C	- 35 / + 60°C	- 35 / + 60°C	- 40 / + 85°C	- 40 / + 85°C
Charge temperature range	- 30 / + 60°C	- 30 / + 60°C	- 30 / + 60°C	- 30 / + 60°C	- 30 / + 85°C	- 30 / + 85°C

Typical values relative to cells stored for one year or less at + 30°C max ; Performances vary according to discharge characteristics (current, duration, frequency), temperature conditions, storage conditions prior to usage and applications acceptable minimum voltage.



Atex compliant component cells IEC 60079-11 (10.5.2 and 10.5.3 (b))

	MP 174565 ise ⁽¹⁾	MP 176065 ise ⁽¹⁾
Form factor	Prismatic	Prismatic
Nominal voltage	3.65 V	3.65 V
Nominal capacity	4.0 Ah	5.6 Ah
Max. continuous discharge current	8.0 A	11.0 A
Max. pulse discharge rate	16.0 A	22.0 A
Max. charge current	4.0 A	5.6 A
Cycle life	2300	2200
<i>(Cycled to 70 % of the cells original capacity)</i>	<i>(100 % DoD, C-C/2, + 20°C)</i>	<i>(100 % DoD, C-C/2, + 20°C)</i>
Typical weight	97 g	135 g
Discharge temperature range	- 30 / + 60°C	- 30 / + 60°C
Charge temperature range	- 30 / + 60°C	- 30 / + 60°C

⁽¹⁾ IECEx Partial Test Report is available on request.



- Extended life time even at extreme temperatures
- Ruggedized design for demanding industrial & defense applications

Handle, store, transport and dispose of your batteries safely



Saft primary lithium and rechargeable lithium-ion cells are recognised by Underwriters Laboratories (UL) (components), compliant with IEC 60086-4, IEC 62133-2, and UL 1642 safety standards and compliant with UN regulations for the transportation of dangerous goods.

Some of our cells are compatible with the IEC 60079-11 intrinsic safety standard. Enhanced, extra-robust cells and batteries are also available for use in potentially explosive atmospheres in both primary lithium SOCl_2 and MnO_2 chemistries.

General recommendations

This page is not intended to provide all the information that you will need to be able to work safely with Saft batteries, but only to help facilitate site specific guidance in accordance with local regulations. If there are questions around the safe handling of Saft's cells or batteries, please contact us.

Storage

- Store batteries in a cool (preferably less than 30°C), dry and well ventilated area.
- Keep away from moisture, sources of heat, open flames.
- Keep batteries in their original packaging until use.
- Do not jumble batteries.
- Do not apply pressure that may deform the batteries.
- Appropriate fire extinguishing means should be available.

- Storage areas should be equipped with sprinklers.
- Appropriate personal protective equipment should be available (gloves, glasses, work coat...).

Handling

- Do not mix batteries of different types and brands.
- Do not mix new and used batteries.
- Do not directly heat or solder.
- Do not dismantle.
- The most frequent form of handling abuse during receiving, inspection and storage is inadvertent short-circuiting. Control measures to protect against this form of abuse should be implemented throughout the workplace. Issues associated with short-circuiting can be significantly reduced by observing the following recommendations:
 - Cover all conductive work surfaces with an insulating material

- Work areas should be free of sharp objects that could puncture the insulating material
- Never disassemble a cell or battery pack or attempt to replace a blown fuse
- Conductive materials (jewelry, etc.) should not be worn by personnel handling cells and batteries
- Cells should be stored in their original packaging or by similar means
- Cells should be moved in trays using pushcarts to reduce the probability of dropping
- Dropped cells or batteries should be treated as a potentially damaged cell and must be segregated from the lot/batch
- All inspection tools should be non-conductive, or covered with a non-conductive material
- Cells should be inspected for physical damage
- Open-circuit-voltage (OCV) should be checked



- After a cell has been inspected, it should be returned to its storage packaging

Installation and replacement

- Install only new unused batteries, bearing the same date code, coming from the same manufacturer and being of the same model.
- Observe polarities during installation.
- Follow Saft's recommendations regarding maximum deliverable currents and operating temperature range.
- Only use batteries of a type that have been homologated by the device manufacturers in which they are fitted.

Disposal

- Dispose of batteries in accordance with local regulations.
- Secure terminals to prevent shortcircuiting.
- Package each cell or battery in a manner that prevents shorting with the container or another cell/battery.
- Package leaking cells/batteries in a manner that contains the leak and use specific equipment to handle these products (gloves, safety glasses, appropriated working clothing, respirator, sealable plastic bags).
- Use packaging material that is in compliance with local regulations.

Specific recommendations for lithium batteries

Safety with primary lithium batteries

- Do not short circuit.
- Do not recharge.
- Do not puncture.
- Do not incinerate.
- Do not crush.
- Do not expose contents to water.
- Do not heat above 100°C (not applicable for the LSH20-150).

Safety with lithium-ion batteries

- Never short circuit the battery terminals.
- Do not open the battery.
- Do not reverse the polarity.
- Do not overcharge or overdischarge.
- Always comply with the voltage range given on the battery label.
- Do not disassemble the battery.
- Do not use the battery without its electronic management system.
- Do not subject the battery to excessive mechanical stresses.
- Do not expose the battery to water or condensation.
- Do not place the battery on or near fires, or other high temperature locations. Doing so may cause the battery to overheat or ignite. Using the

battery in this manner may also result in a loss of performance and a shortened life expectancy.



- Immediately disconnect the battery if, during operation, battery emits an unusual smell, feels hot, changes shape, or appears abnormal in any other way. Contact Saft if any of these problems are observed.

Saft is committed to the highest standards of environmental stewardship

As part of this environmental commitment, Saft prioritises the use of recycled raw materials over virgin raw materials in all manufacturing processes. We also strive, year on year, to reduce air and water emissions from our plants, as well as minimizing water usage, reducing consumption of fossil energy consumption and associated CO₂ emissions, and ensuring that all our customers have access to recycling solutions for their

spent batteries. To facilitate the end-of-life collection and recycling of industrial batteries, including our nickel & lithium-based technologies, Saft has developed well-established partnerships with collection companies in most EU countries, in North America and in many other countries worldwide. This collection network receives spent batteries from our customers and dispatches them to fully approved recycling facilities, in compliance

with the laws governing trans-boundary waste shipments. This collection network is currently undergoing minor adaptations to meet the requirements of the EU batteries directive. A list of our battery collection points is available on our web site. In other countries, Saft will assist anyone using our batteries in finding environmentally sound recycling solutions. Please contact your sales representative for further information.



Saft

26 Quai Charles Pasqua
92300 Levallois-Perret - FRANCE
www.saftbatteries.com
lithiumsales.fr@saftbatteries.com

Document N° 54083-2-0320
Edition: March 2020

Data in this document is subject to change without notice and becomes contractual only after written confirmation.

Photo credits: Saft, AdobeStock – R851
© Saft – RCS Bobigny B 383 703 873

